



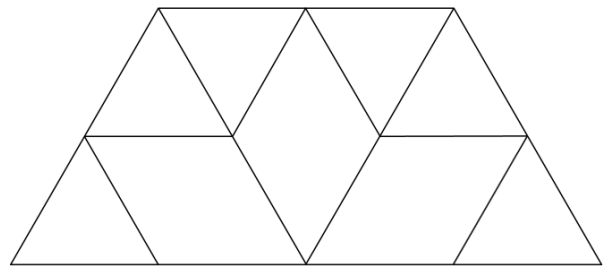
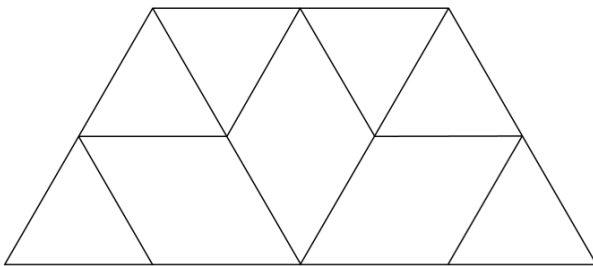
Liberty Hexie Challenge – Month Five

For month five we'll be making:

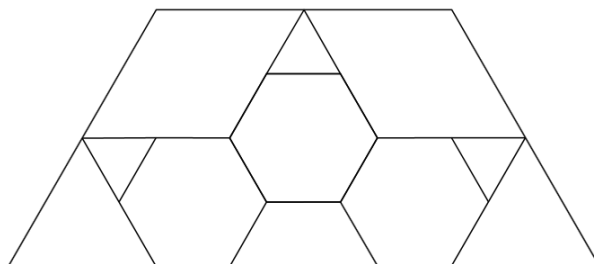
- Two x Large Half Block M
- One x Large Half Block N

Use the diagrams below to play with colours and fabric placement.

Large Half Block M



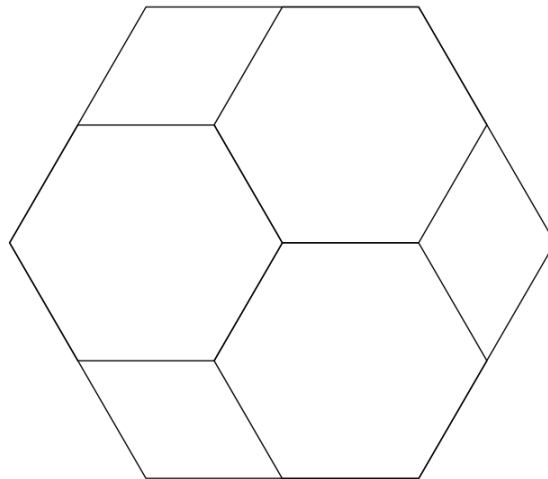
Large Half Block N





This month we'll also be joining small blocks to make large blocks and large half blocks.

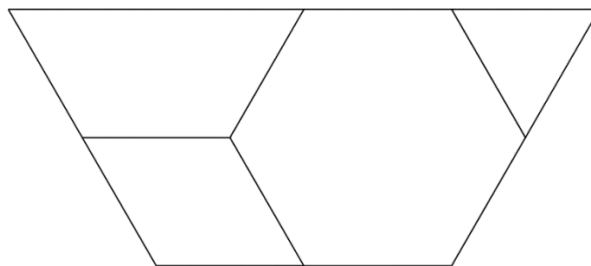
Use 33 small blocks and 33 joining diamonds to create 11 large blocks.



From the remaining four small blocks, take one small block and separate into two small half blocks (we recommend separating a small K block as these have a horizontal centre seam).

Create an additional half small block from spare pieces.

Use the remaining three small blocks and the three half small blocks (with three joining diamonds and three joining triangles to create three large half blocks.



Join the [Ava and Neve VIP group on Facebook](#) to connect with everyone else sewing along. Share your fabric pulls, progress and designs on Instagram with #LibertyHexieChallenge.