


















## Liberty Hexie Challenge

### Block Checklist

Throughout the sew-along we'll be making a variety of large (6") and small (3") hexagon blocks, as well as some half blocks and joining pieces. Use the checklist below to track your progress.

Remember, you can design your own blocks along the way, or mix up the design to create your own variation.

Large block A	
Large block B	
Large block C	
Large block D	
Large block E	
Small block F	
Small block G	
Small block H	
Small block I	
Small block J	
Small block K	
Small block L	
Large half block M	
Large half block N	
Joining pieces	

Join the [Ava and Neve VIP group on Facebook](#) to connect with everyone else sewing along. Share your fabric pulls, progress and designs on Instagram with [#LibertyHexieChallenge](#).